

## MGB Billet Pedal Cover Kit For 1968-1980 MGB





Part Number: **RP1434EARLY**

### INSTALLATION INSTRUCTIONS

**Tools required:** Electric drill, 2.5mm and 4.0mm drills, or (3.5mm drill and 8/32" tap), tape, small locking pliers, rags, centre punch, hammer, 11/32" combination spanner.

**Read and understand these instructions before installing this kit. Take your time when centre punching and drilling. The more precise you are the better the kit will look and perform.**

1. Remove old rubber pedal covers.
2. Align new billet pedal covers on pedals using tape or locking pliers. Use a small piece of cloth or cardboard between the pedal and pliers so as not to damage the new billet covers, see photo 1. Make note of where the rod is welded to the back side of the pedal pad in relationship to the holes in the billet cover. Try to align the billet covers in such a way that after you drill through the pedal pads, you can get the nuts on the back side of the screws.
3. Centre punch the three holes in the pedal cover. Repeat this process for the other pedal(s), see photo 2.
4. Remove the billet covers from the pedals. Lay some rags down under the pedals to collect drill shavings. Drill a pilot hole at each centre punch mark with a 2.5mm drill, see photo 3. Line the billet pedal covers up once more to verify the alignment of the pilot holes.
5. Once again, remove the billet pedal covers, drill through the pilot holes with the 4.0mm drill. Using the provided allen key and a 11/32" combination spanner, install the 8/32" screw with the lock nuts on the back sides of the pedals, see photo 4. Note: for cleaner installation drill through the pilot holes with a 3.5mm drill instead of a 4.0mm drill, and then tap the holes with a 8/32" tap, see photo 5. Use blue thread locker on the threads and screw the billet covers directly to the pedals.
6. Remove the rags and metal shavings. Enjoy your Billet Pedal Covers!



#### QUALITY PARTS AND ACCESSORIES



Triumph House, Sleaford Road, Bracebridge Heath, Lincoln LN4 2NA, England

UK Tel: +44 (0)1522 568000 | USA Tel: 1 855 746 2767 | Fax: +44 (0)1522 567600 | E-mail: sales@rimmerbros.com

[www.rimmerbros.com](http://www.rimmerbros.com)